

## ME148+464 8 Ω

- Line Array optimized Waveguide with [DCX464](#) driver and [ME148](#) horn
- Time coherent coaxial ring radiator design (Patents EP3644623B1, US11343608B2)
- 120° max horizontal coverage
- 109.1 dB sensitivity
- 220 W continuous program power capacity
- Neodymium magnet assembly
- Recommended hardware for horn mounting: four M6x12 screws



## ME148+464 8 Ω

### SPECIFICATIONS HORN UNIT

Waveguide mounted on 90°x10° bell horn

Nominal Impedance	<b>8 Ω</b>
Active Radiating Factor	<b>93.3 %</b>
Horizontal Coverage	<b>120 ° Max</b>

### SPECIFICATIONS HF UNIT

Minimum Impedance	<b>9.1 Ω</b>
Nominal Power Handling	<b>80 W</b>

2 hour test made with continuous pink noise signal (6 dB crest factor) within the range from the recommended crossover frequency to 20 kHz. Power calculated on rated minimum impedance.

Continuous Power Handling	<b>160 W</b>
---------------------------	--------------

Power on Continuous Program is defined as 3 dB greater than the Nominal rating.

Sensitivity	<b>107.6 dB</b>
-------------	-----------------

Applied RMS Voltage is set to 2.83 V for 8 ohms impedance

Frequency Range	<b>3.5 kHz - 18 kHz</b>
-----------------	-------------------------

Recommended Crossover	<b>4 kHz</b>
-----------------------	--------------

12 dB/oct. Or higher slope high-pass filter.

Voice Coil Diameter	<b>65 mm (2.56 in)</b>
---------------------	------------------------

Winding Material	<b>Aluminium</b>
------------------	------------------

Inductance	<b>0.1 mH</b>
------------	---------------

Flux Density	<b>2.14 T</b>
--------------	---------------

Diaphragm Material	<b>HT Polymer Ring</b>
--------------------	------------------------

### SPECIFICATIONS MF UNIT

Minimum Impedance	<b>6.5 Ω</b>
-------------------	--------------

Nominal Power Handling	<b>110 W</b>
------------------------	--------------

2 hour test made with continuous pink noise signal within the range from the recommended crossover frequency to 20 kHz. Power calculated on rated minimum impedance.

Continuous Power Handling	<b>220 W</b>
---------------------------	--------------

Power on Continuous Program is defined as 3 dB greater than the Nominal rating.

Sensitivity	<b>109.1 dB</b>
-------------	-----------------

Applied RMS Voltage is set to 2.83 V with FB4648 crossover filter

Frequency Range	<b>0.3 kHz - 5.5 kHz</b>
-----------------	--------------------------

Recommended Crossover	<b>0.3 kHz</b>
-----------------------	----------------

12 dB/oct. Or higher slope high-pass filter.

Voice Coil Diameter	<b>100 mm (4 in)</b>
---------------------	----------------------

Winding Material	<b>Aluminium</b>
------------------	------------------

Inductance	<b>0.21 mH</b>
------------	----------------

Flux Density	<b>1.9 T</b>
--------------	--------------

Diaphragm Material	<b>HT Polymer Ring</b>
--------------------	------------------------

### MOUNTING AND SHIPPING INFO

Recommended hardware for horn mounting: four M6x12 screws

Exit Size	<b>225x25.6 mm (8.9x1 in)</b>
-----------	-------------------------------

Net Weight	<b>4.48 kg (9.88 lb)</b>
------------	--------------------------

Driver Diameter	<b>152 mm (5.98 in)</b>
-----------------	-------------------------

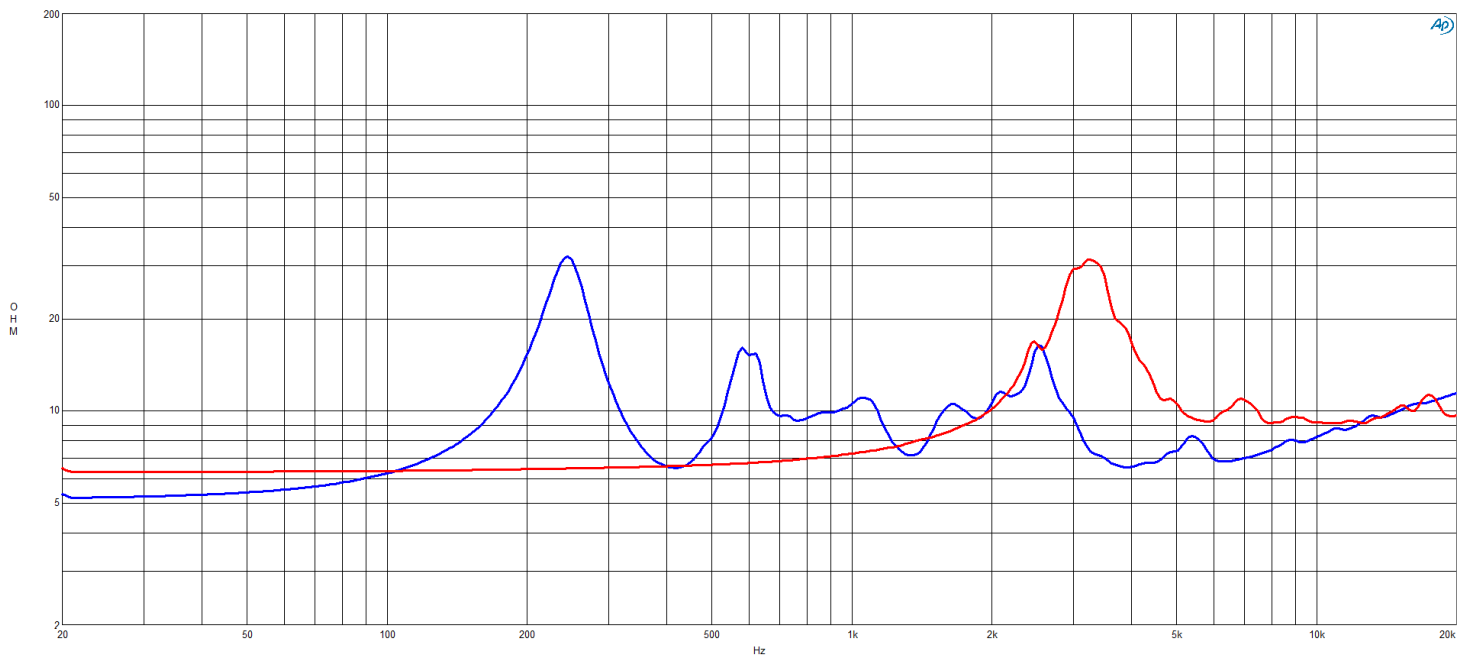
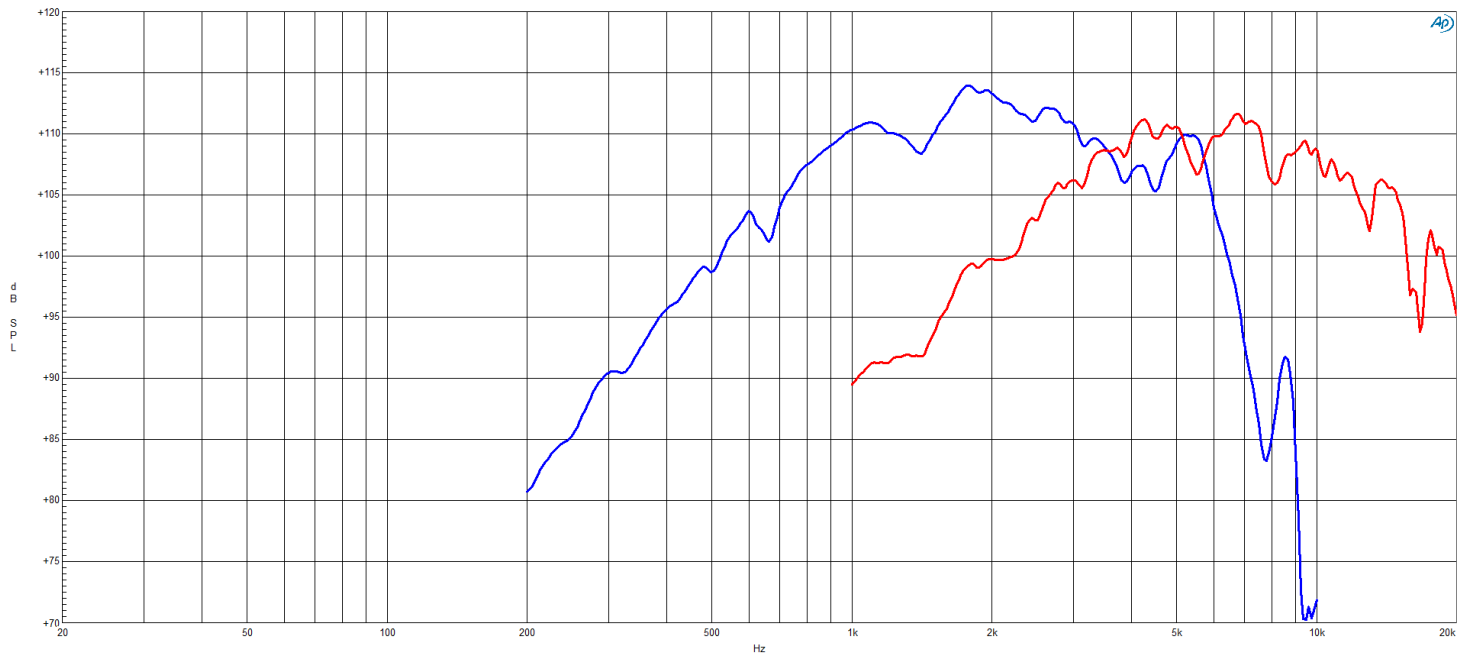
Dimensions	<b>251.9x240x120.1 mm (9.92x9.45x4.73 in)</b>
------------	---

### SERVICE KITS

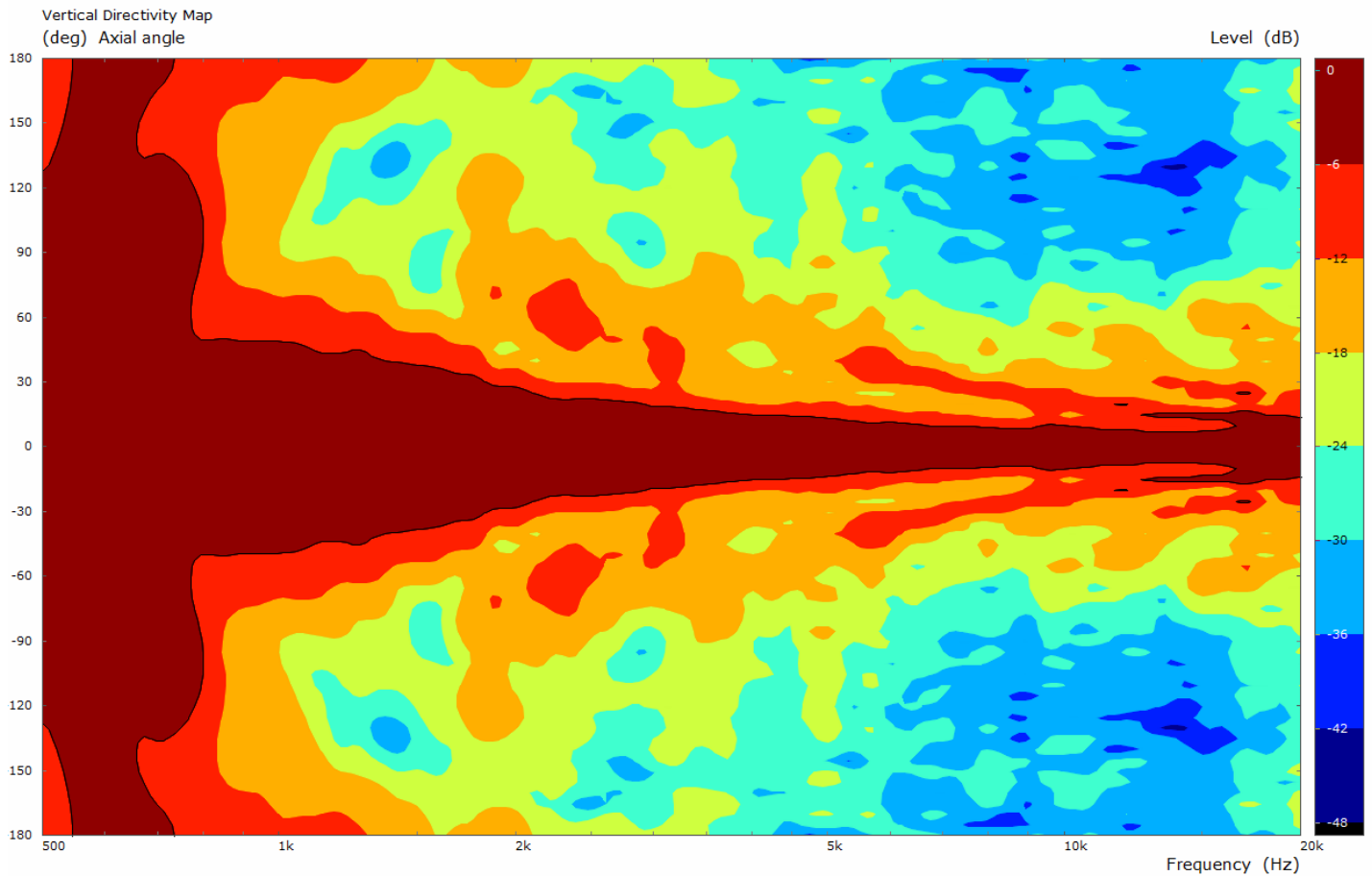
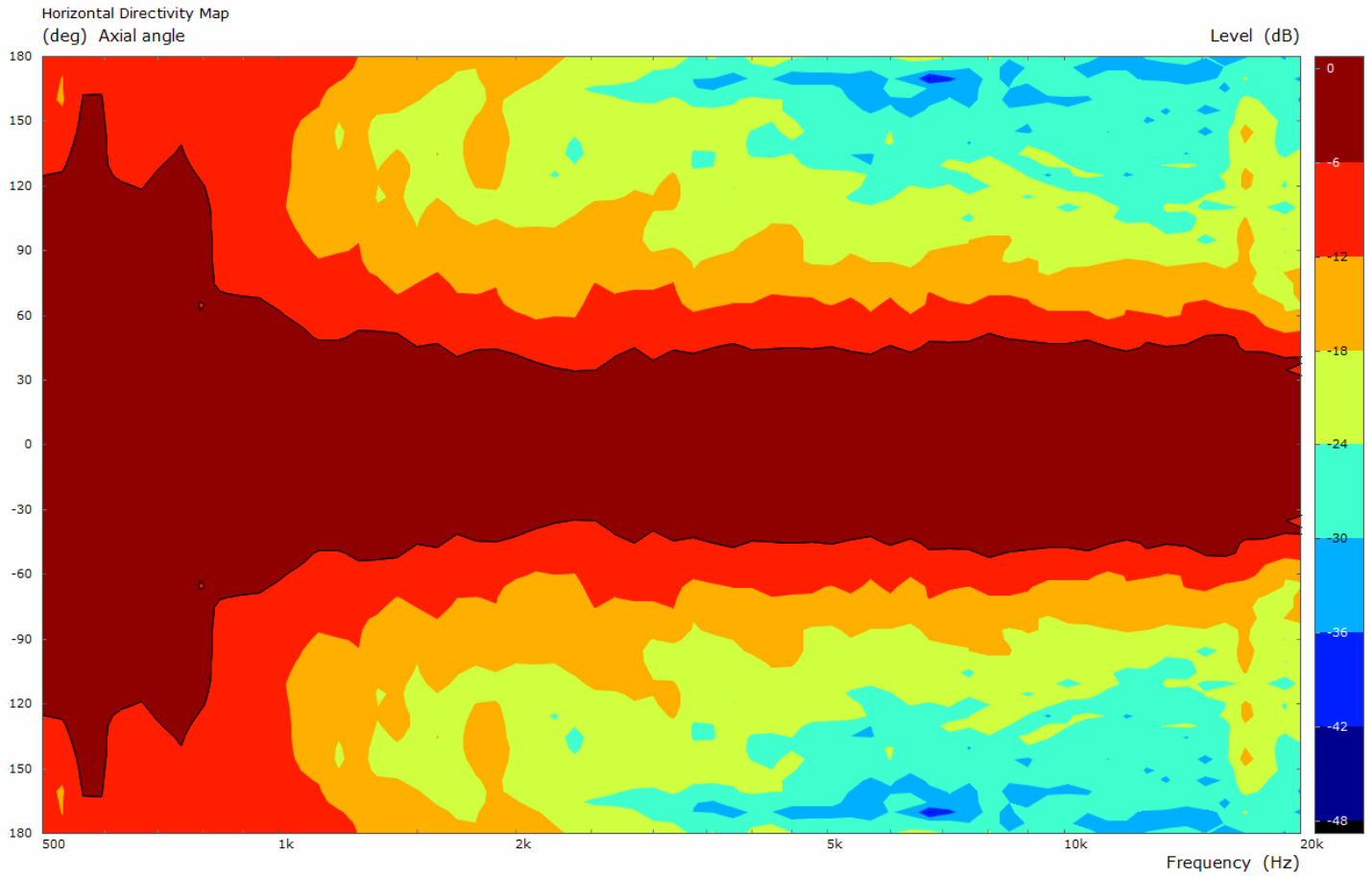
HF replacement-diaphragm	<b>MMDDCX464HF8</b>
--------------------------	---------------------

MF replacement-diaphragm	<b>MMDDCX464MF8</b>
--------------------------	---------------------

## ME148+464 8 Ω



**ME148+464** 8 Ω



**ME148+464** 8 Ω

