

6NDL38 16 Ω

Woofer

- 38 mm (1.5 in) copper voice coil
- 70 - 6000 Hz response
- 93 dB sensitivity
- Neodymium magnet allows a very light yet powerful motor assembly
- Aluminium demodulating ring allows a very low distortion figure
- 300 W continuous program power capacity



6NDL38 16 Ω

Woofers

SPECIFICATIONS

Nominal Diameter	170 mm (6.5 in)
Nominal Impedance	16 Ω
Minimum Impedance	12.4 Ω
Nominal Power Handling	150 W
2 hours test made with continuous pink noise signal within the range Fs-10Fs. Power calculated on rated minimum impedance. Loudspeaker in free air.	
Continuous Power Handling	300 W
Power on Continuous Program is defined as 3 dB greater than the Nominal rating.	
Sensitivity	93 dB
Applied RMS Voltage is set to 4V for 16 ohm Nominal Impedance	
Frequency Range	70 Hz - 6000 Hz
Voice Coil Diameter	38 mm (1.5 in)
Winding Material	Copper
Former Material	Kapton
Winding Depth	12 mm (0.5 in)
Magnetic Gap Depth	6 mm (0.25 in)
Flux Density	1.15 T
Woofers Cone Treatment	WP Waterproof Front Side

PARAMETERS

Thiele-Small parameters are measured after a high level 20 Hz sine wave preconditioning test.

Fs	70 Hz
Re	11.3 Ω
Qes	0.53
Qms	10.29
Qts	0.5
Vas	8.9 dm³ (0.31 ft³)
Sd	132 cm² (20.5 in²)
η ₀	0.53 %
X _{max}	6 mm
X _{var}	5.5 mm
M _{ms}	15 g
Bl	11.7 Tm
Le	1 mH
EBP	132 Hz

DESIGN

Surround Shape	Roll
Cone Shape	Exponential
Magnet Material	Neodymium Ring
Spider	Single
Pole Design	T-Pole
Woofers Cone Treatment	WP Waterproof Front Side
Recommended Enclosure	9 dm³ (0.32 ft³)
Recommended Tuning	62 Hz

MOUNTING AND SHIPPING INFO

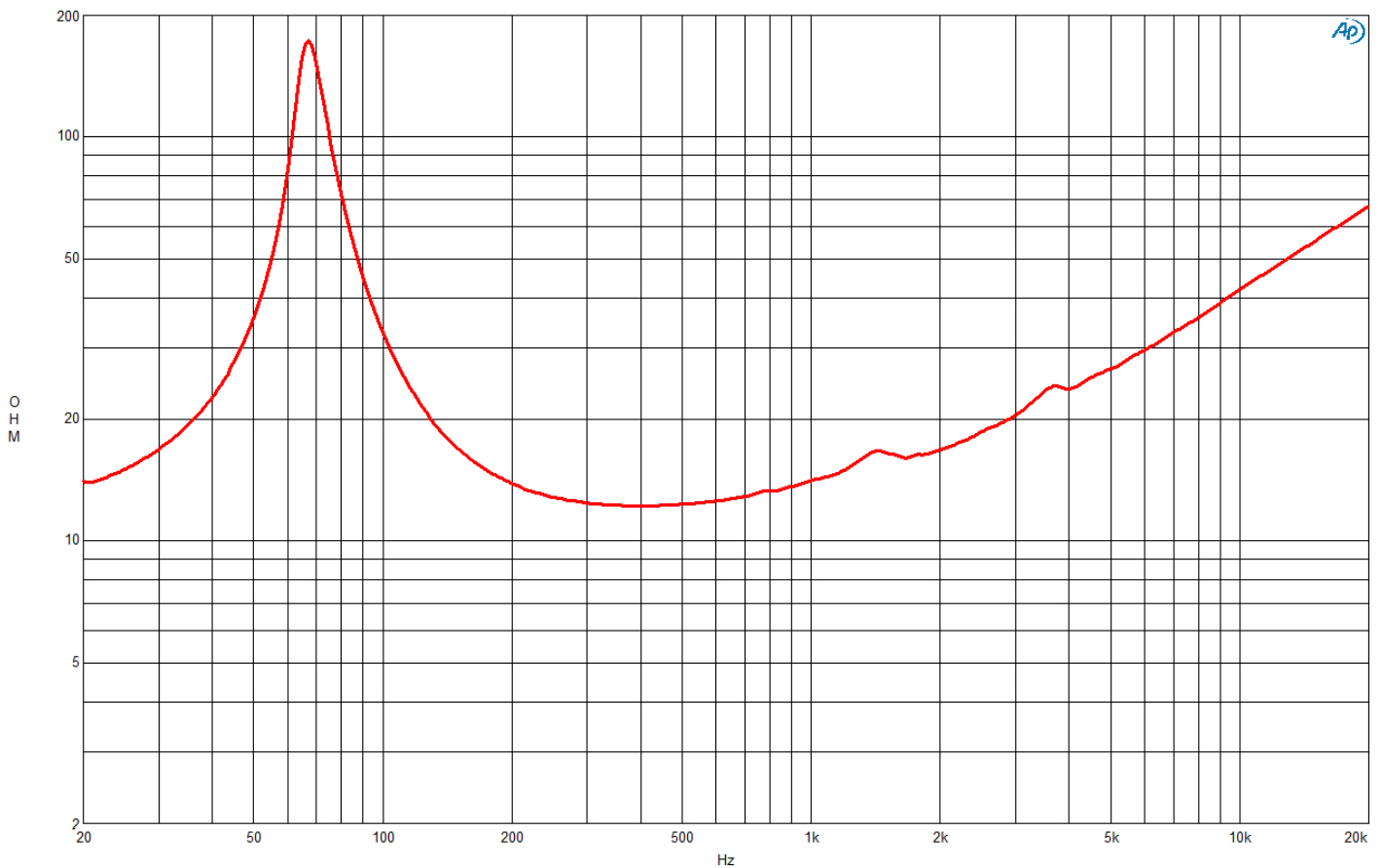
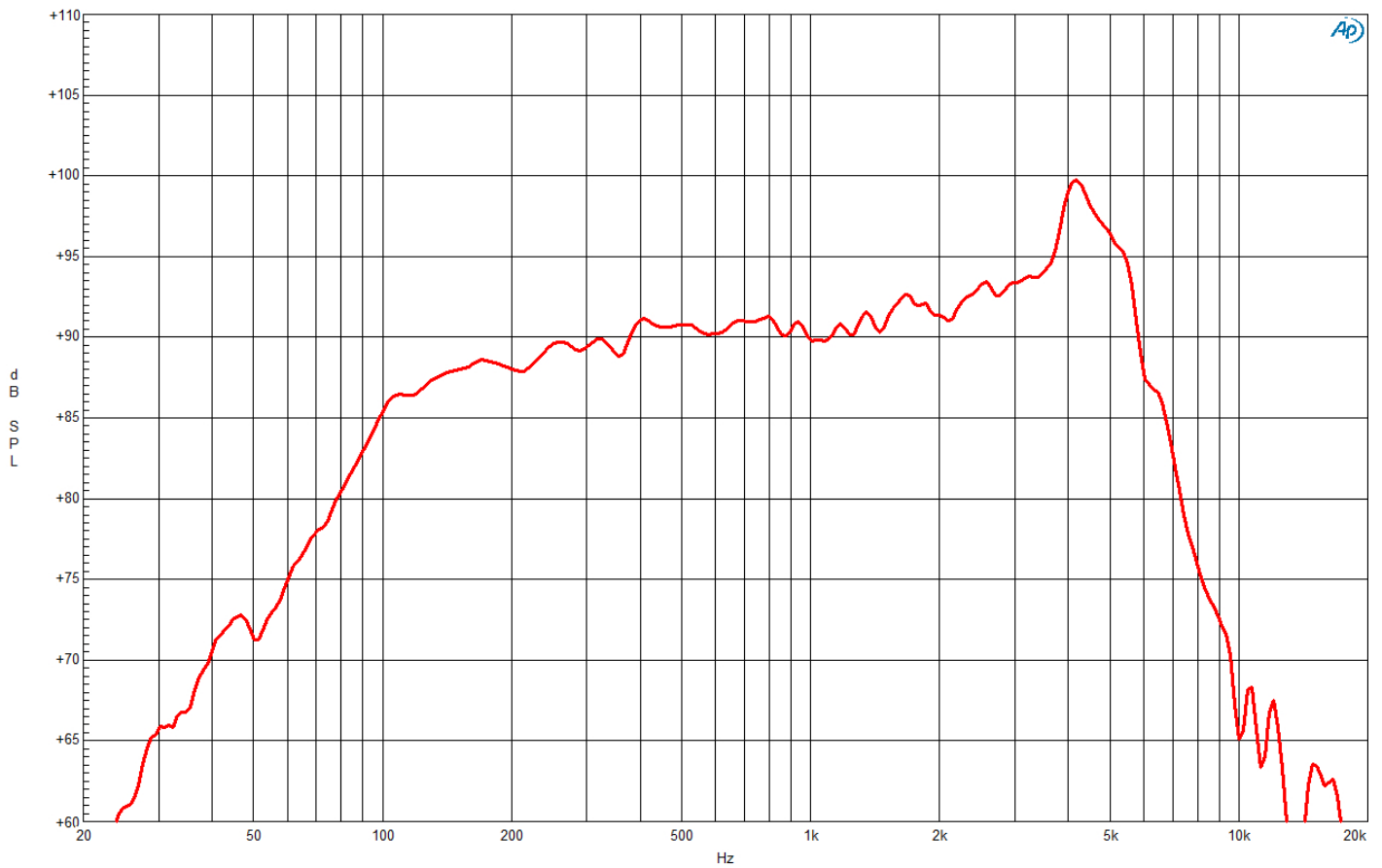
Overall Diameter	187 mm (7.4 in)
Bolt Circle Diameter	172 mm (6.7 in)
Baffle Cutout Diameter	145 mm (5.7 in)
Depth	85 mm (3.3 in)
Flange and Gasket Thickness	11 mm (0.4 in)
Air Volume Occupied by Driver	0.63 dm³ (0.02 ft³)
Net Weight	1.2 kg (2.6 lb)
Shipping Units	1 pcs
Shipping Weight	1.4 kg (3.09 lb)
Shipping Box	210x210x125 mm (8.27x8.27x4.92 in)

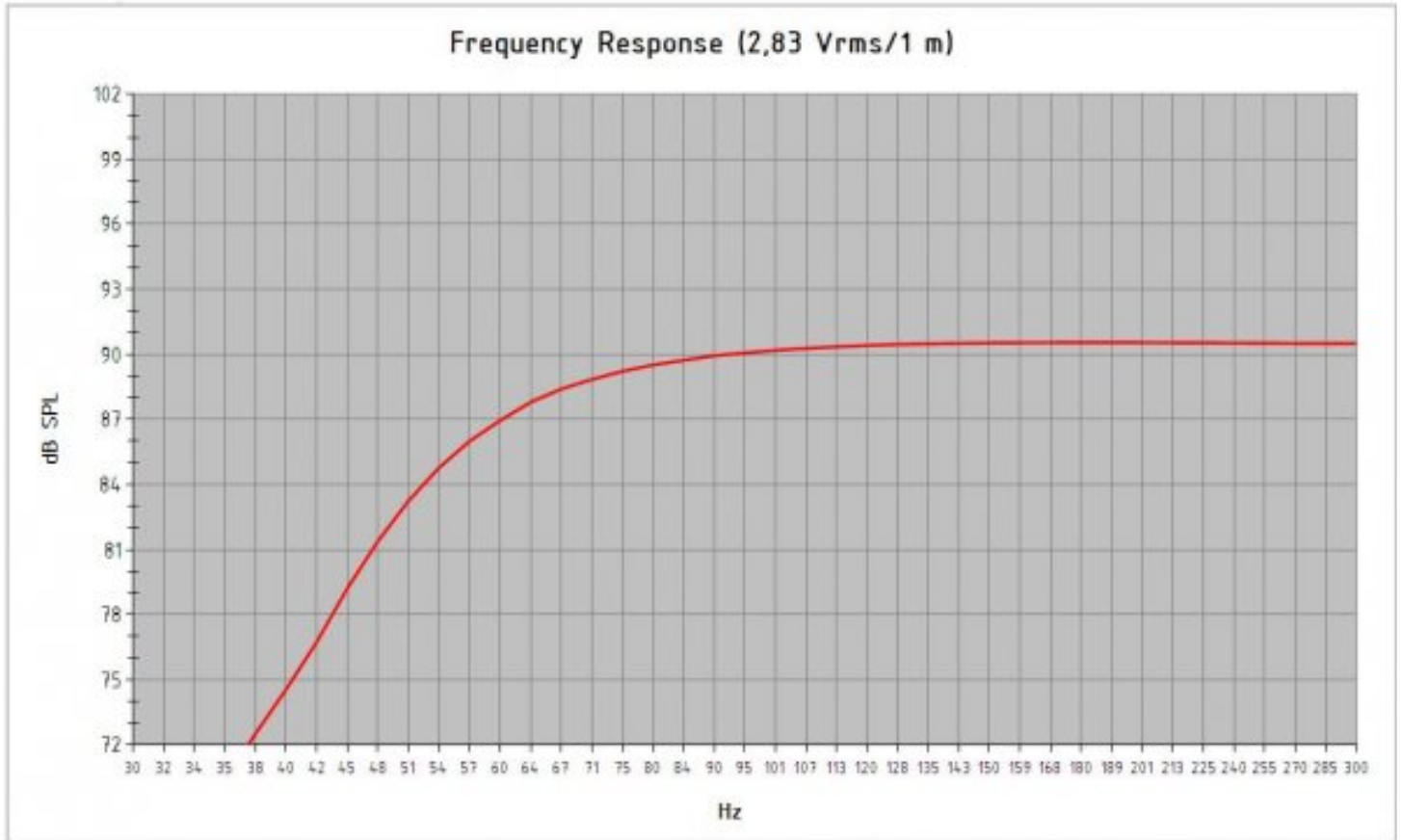
SERVICE KITS

LF recone-kits	RCK06NDL3816
----------------	---------------------

6NDL38 16 Ω

Woofer





<i>Model:</i>	6 NDL 38		
<i>Enclosure Type:</i>	Bass Reflex		
<i>Internal Net Volume (Liters):</i>	9	<i>Port Area (cm²):</i>	15,2
<i>Tuning Frequency (Hz):</i>	62	<i>Port Length (cm):</i>	9,4
<i>Frequency (-3 dB) (Hz):</i>	62,0		
<i>Excursion Limited Maximum SPL at 1 meter (dB):</i>	106,9	equal to	59,3 Watts <i>(Bass Band Power Rating)</i>
<i>Thermal Limited Maximum SPL at 1 meter (dB):</i>	110,9	equal to	150,0 Watts <i>(Mid Band Power Rating)</i>

