

15SW100 8 Ω

Subwoofer

- 3000 W continuous program power capacity
- 100 mm (4 in) split winding copper voice coil
- 40 - 1500 Hz response
- 95 dB sensitivity
- Excursion optimized lead wires (woven through spider)
- Double silicone spider with optimized compliance
- Ventilated voice coil gap for reduced power compression
- Aluminium demodulating ring for very low distortion



15SW100 8 Ω

Subwoofer

SPECIFICATIONS

Nominal Diameter	380 mm (15 in)
Nominal Impedance	8 Ω
Minimum Impedance	6.5 Ω
Nominal Power Handling	1500 W
2 hours test made with continuous pink noise signal within the range Fs-10Fs. Power calculated on rated minimum impedance. Loudspeaker in free air.	
Continuous Power Handling	3000 W
Power on Continuous Program is defined as 3 dB greater than the Nominal rating.	
Sensitivity	95 dB
Applied RMS Voltage is set to 2.83 V for 8 ohms Nominal Impedance.	
Frequency Range	40 Hz - 1500 Hz
Voice Coil Diameter	100 mm (4 in)
Winding Material	Copper
Former Material	Glass Fibre
Winding Depth	32 mm (1.26 in)
Magnetic Gap Depth	16 mm (0.63 in)
Flux Density	1.15 T
Woofer Cone Treatment	TWP Waterproof Both Sides

PARAMETERS

Thiele-Small parameters are measured after a high level 20 Hz sine wave preconditioning test.

Fs	37 Hz
Re	5.4 Ω
Qes	0.34
Qms	4.8
Qts	0.31
Vas	110 dm³ (3.9 ft³)
Sd	855 cm² (132.5 in²)
η ₀	1.6 %
X _{max}	12.5 mm
X _{var}	13 mm
M _{ms}	176 g
Bl	25.6 Tm
Le	2.2 mH
EBP	109 Hz

DESIGN

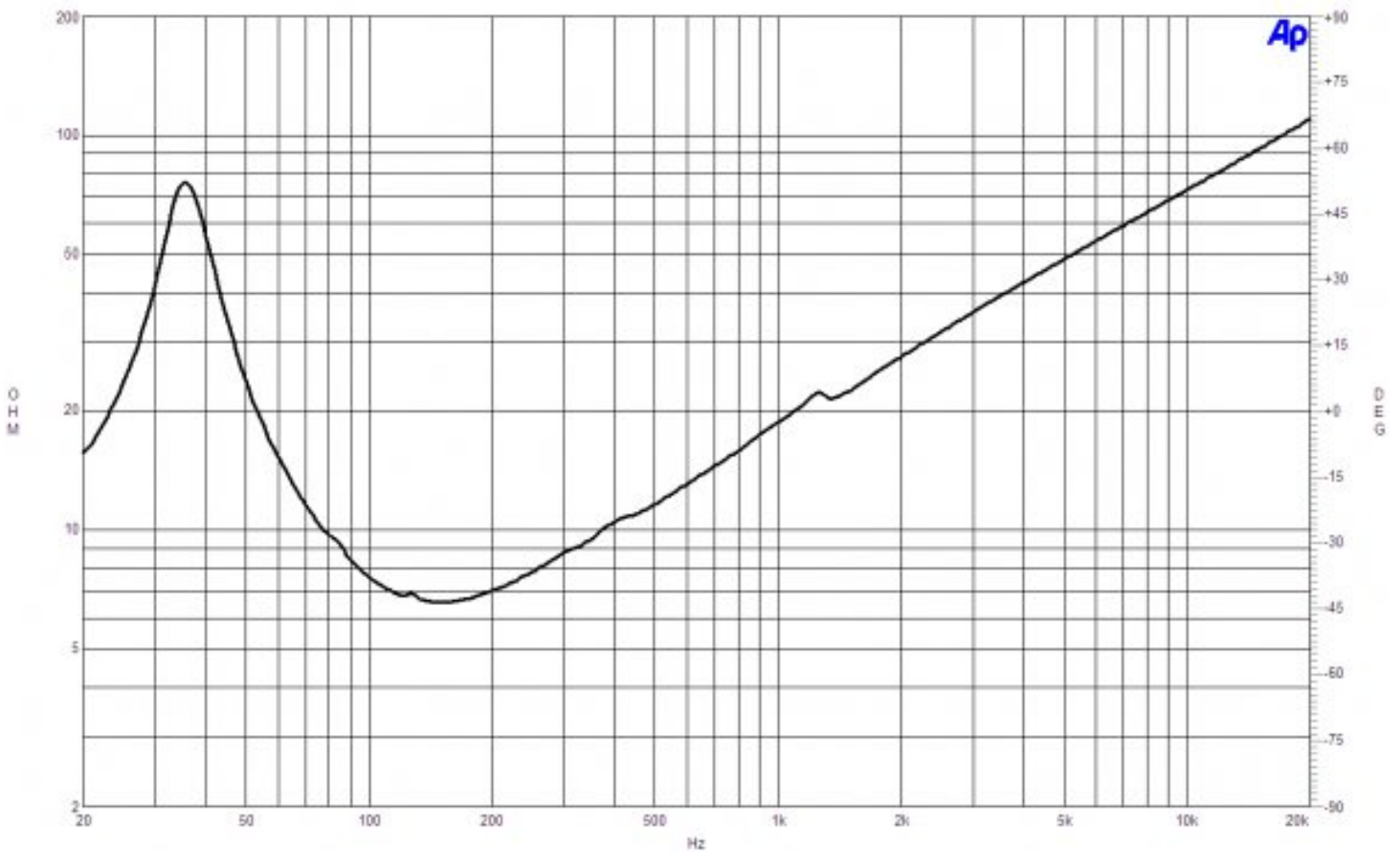
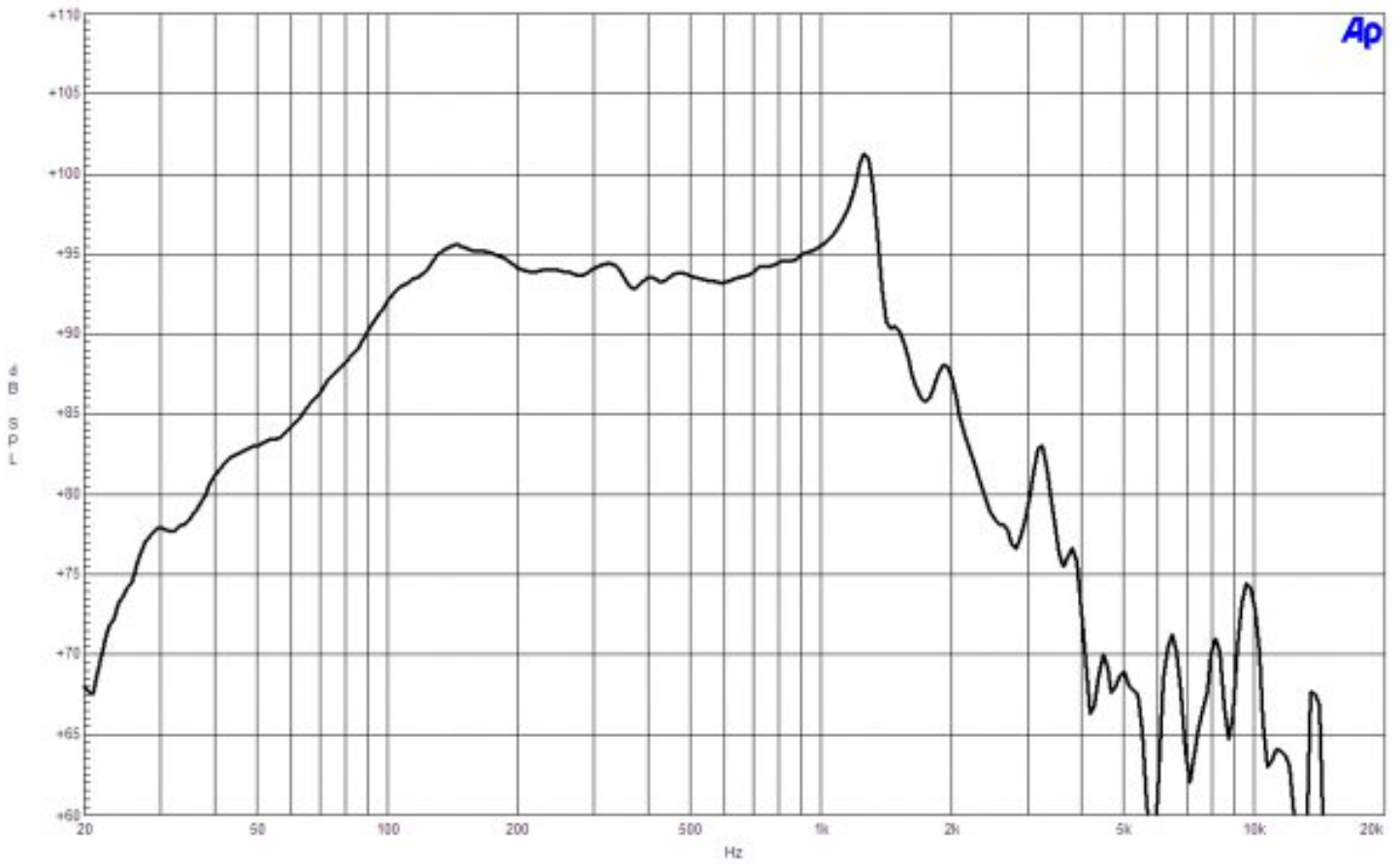
Surround Shape	Triple Roll
Cone Shape	Radial
Magnet Material	Neodymium Inside Slug
Spider	Double Silicone
Pole Design	T-Pole
Woofer Cone Treatment	TWP Waterproof Both Sides
Recommended Enclosure	120 dm³ (4.24 ft³)
Recommended Tuning	35 Hz

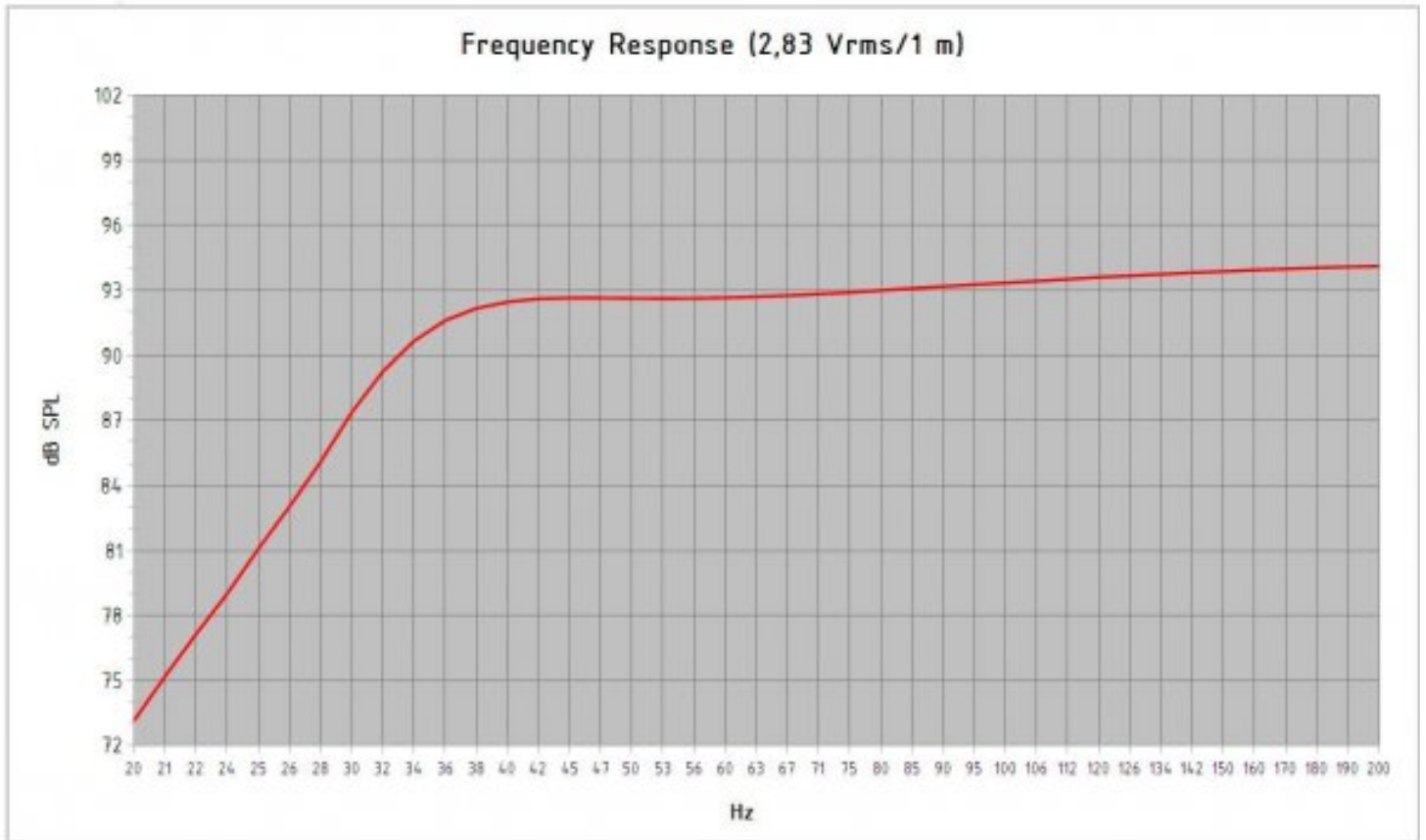
MOUNTING AND SHIPPING INFO

Overall Diameter	393 mm (15.5 in)
Bolt Circle Diameter	374 mm (14.7 in)
Baffle Cutout Diameter	353 mm (13.9 in)
Depth	190 mm (7.5 in)
Flange and Gasket Thickness	16 mm (0.63 in)
Air Volume Occupied by Driver	6 dm³ (0.21 ft³)
Net Weight	9.6 kg (21.16 lb)
Shipping Units	1 pcs
Shipping Weight	10.9 kg (24.03 lb)
Shipping Box	425x425x224 mm (16.73x16.73x8.82 in)

SERVICE KITS

LF recone-kits	RCK15SW1008
----------------	--------------------





Model: **15 SW 100**
 Enclosure Type: **Bass Reflex**

Internal Net Volume (Liters):	120	Port Area (cm ²):	222,3
Tuning Frequency (Hz):	35	Port Length (cm):	30,8
Frequency (-3 dB) (Hz):	35,8		

Excursion Limited Maximum SPL at 1 meter (dB): **120,3** equal to **465,6** Watts (Bass Band Power Rating)
 Thermal Limited Maximum SPL at 1 meter (dB): **125,4** equal to **1500,0** Watts (Mid Band Power Rating)

15SW100 8 Ω

Subwoofer

